

HOW TO MAKE PAYMENT USING YOUR INTERNATIONAL CREDIT CARD ON BACKABUDDY

Access the Backabuddy page using the link below.

<https://www.backabuddy.co.za/blue-cross-2022>

Step 1: Press the donate button on the Backabuddy which will bring up the screen shown below.

Donate to: BLUE CROSS 2022

Display name (Please do not use any emojis in your name)

Name...

The name you would like to have appear next to your donation. You may use your own name or "Anonymous".

Select an amount

Other...

Select an amount to donate in South African Rands (ZAR)

Other amount [Currency conversion]

Fill in the amount that you would like to donate

R 0 South African Rands (ZAR)

Please enter a short message (Please do not use any emojis in your message)

This will appear on the project page together with your donation.

Choose your payment option and continue to the next step

For contributions outside of South Africa please select Paypal or Global Credit/Debit Card

Global Credit/Debit Card SA Credit/Debit Card Instant EFT EFT Paypal

VISA Mastercard PayPal The safer, easier way to pay.

Step 2: Select Global Credit/ Debit Card, and the page shown below will be displayed. Fill in all the details requested and press Submit.

Please enter your details

First name

Last name

Email

Amount

\$ 0.59

Donation amount in USD (\$)

I would like to receive updates on this campaign.

I would like the charity to cover the platform fee (USD \$0.05).

I would like to cover the platform fee (USD \$0.05).

Total donation amount is USD \$0.59

Submit

You are paying via Paypal to :

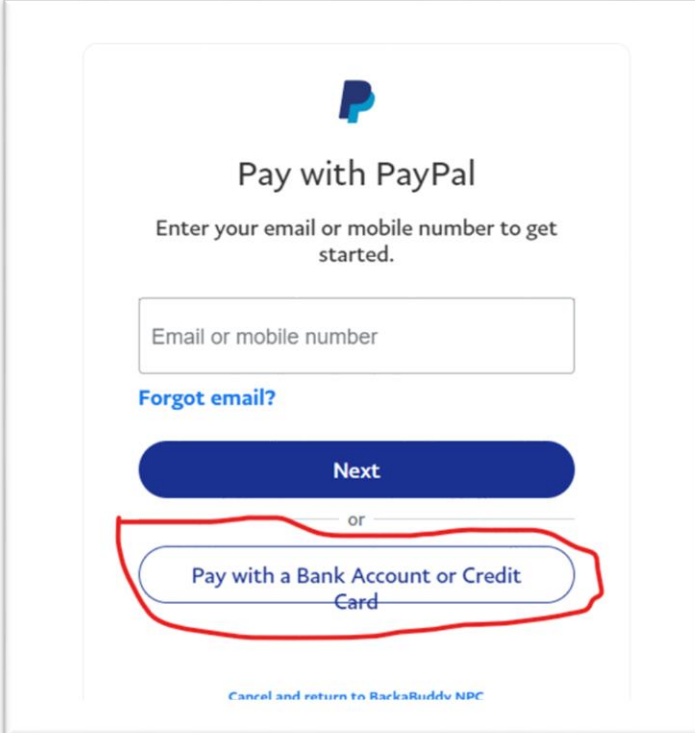
Project : BLUE CROSS 2022

Charity: SPCA- Zimbabwe

Powered by PayPal

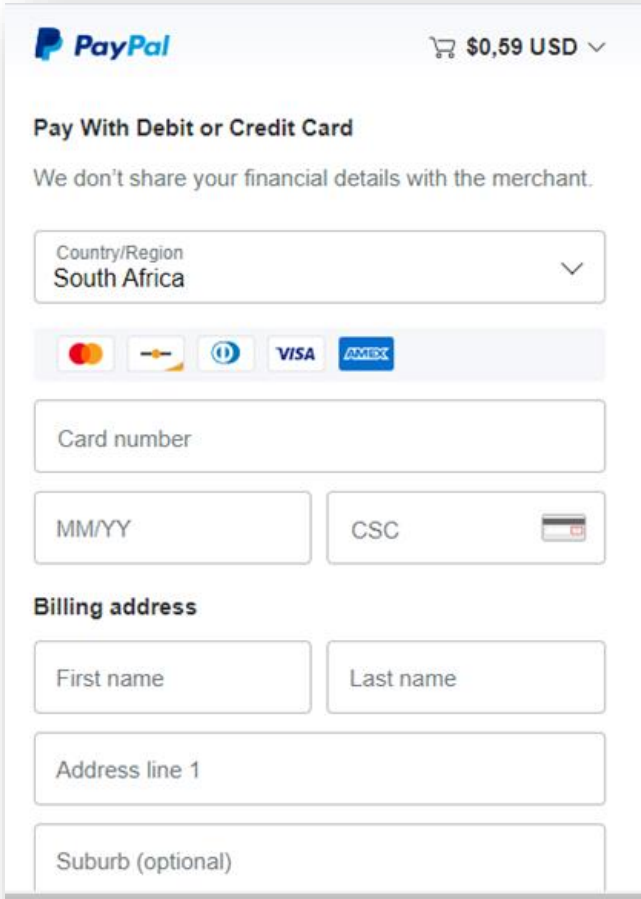
How PayPal Works

Step 3: The page shown below will open. Choose the option circled in red:




The image shows a PayPal payment screen titled "Pay with PayPal". At the top is the PayPal logo. Below it, the text reads "Enter your email or mobile number to get started." There is a text input field labeled "Email or mobile number". Below the field is a link that says "Forgot email?". A blue button labeled "Next" is positioned below the link. Below the "Next" button, the word "or" is centered. Below "or" is a button labeled "Pay with a Bank Account or Credit Card", which is circled in red. At the bottom of the screen, there is a small link that says "Cancel and return to BarkaRudfy NPC".

Step 4 : You will see the image below and are required to fill in all the details:



The image shows a PayPal payment screen titled "Pay With Debit or Credit Card". At the top left is the PayPal logo, and at the top right is a shopping cart icon with the text "\$0,59 USD" and a dropdown arrow. Below the title, the text reads "We don't share your financial details with the merchant." There is a dropdown menu labeled "Country/Region" with "South Africa" selected. Below the dropdown are icons for Mastercard, UnionPay, Discover, VISA, and AMEX. There are three input fields: "Card number", "MM/YY", and "CSC". Below these fields is a section titled "Billing address" with four input fields: "First name", "Last name", "Address line 1", and "Suburb (optional)".



**The security you want.
The protection you deserve.**

Creating a PayPal account is optional but if you do, you'll get **Buyer Protection** on all eligible purchases, plus faster checkout every time you shop. [See terms](#)

Create a PayPal account? (It only takes a moment.)

Yes! I'd like to create a PayPal account.

No, I don't want an account now.

We'll preauthorize up to \$0,59 USD on your card, then send you back to the merchant to complete your purchase. If you don't complete it or the purchase amount changes, any pending preauthorizations usually drop off within one business day.

Step 5: After filling in the necessary information, **press Pay Now.**